

# PUBLISHER BUNDLE INSTANT EXPERT GUIDE

CLICK ON HELP FOR MORE FEATURES AND ASSISTANCE

“MY COURT REPORTER SENT ME A PUBLISHER BUNDLE CD.  
NOW WHAT?”

## 1. IF YOU ONLY RECEIVED ONE DISC, START HERE.

Put the CD in your computer. It should run automatically and open the Publisher Bundle. You'll see a cover page. Click **OK**. The Publisher Bundle opens. The transcripts are on the left. The documents are on the right.

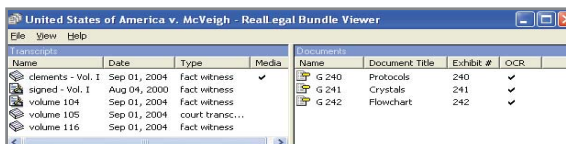


Fig. 1: Publisher Bundle interface

Have questions or need a duplicate copy to send to an expert Witness? Click **View**, click **Cover Page** to get the contact information for your court reporting firm.

## 2. VIEWING AND PRINTING TRANSCRIPTS

See a transcript you want to view? Double-click it. The transcript opens for viewing.

Need to print the transcript? Open the transcript and click the little Print button near the top of the screen.

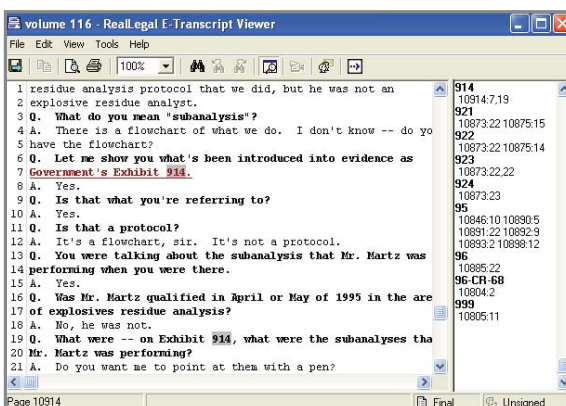


Fig. 2: Transcript with exhibit link

## 3. EXHIBIT LINKS IN THE TRANSCRIPT

Do you see the underlined, colored text in the transcript? Click the text to open the linked exhibit.

## 4. VIEWING AND PRINTING EXHIBIT DOCUMENTS

See a document in the Publisher Bundle you want to view? Double-click it. The document opens for viewing.

See also "Exhibit Links in the Transcript".

Need to print the document? Click **File**, then **Print**.

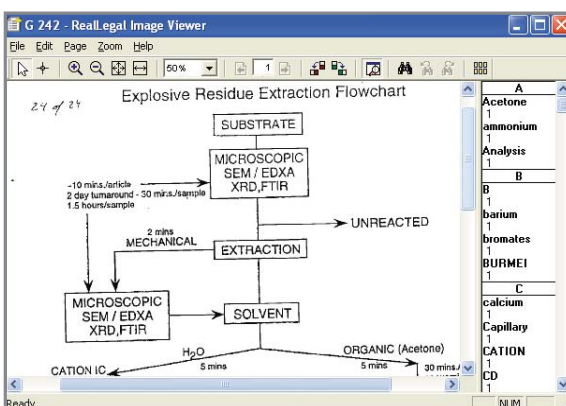


Fig. 3: OCR'd exhibit document



THOMSON REUTERS™

WEST®

## 5. IF YOU RECEIVED MORE THAN ONE DISC, START HERE.

Chances are that one CD is the Publisher Bundle and the other contains videos that have been synchronized with the transcripts. Put a CD in your computer to see what is on it. If one CD just has videos, copy the videos to your hard drive or network.

Next, put in the Publisher Bundle CD and look at the Publisher Bundle. Notice the checkmark in the Media column (see Fig. 1 on front). That means a video has been synchronized with the transcript.

Double-click a transcript that has the video. The Publisher Bundle asks you where the video is. Click the **Browse** button and open the folder that has the video, and click the video name that the Publisher Bundle is looking for.

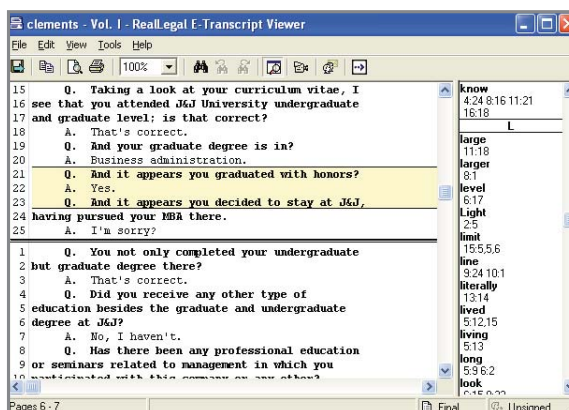


Fig. 4: Transcript text scrolling while video plays